



SIGENERGY

Home Energy Solution

Let the world enjoy green energy



Sigenergy focuses on developing cutting-edge home and business energy solutions, with products ranging from energy storage systems to solar inverters and EV chargers. Our world-class R&D team of hundreds of top industry experts shares the vision of making the world greener via continuous innovation. With global sales and services, we aim to become our customers' most trusted partner on their journey to a more sustainable future.

www.sigenergy.com

Disclaimer: The information in this file is provided on an "as is" basis. To the fullest extent permitted by law, Sigenergy Technology Co., Ltd. excludes all representations and warranties relating to this file and its contents or which is or may be provided by any affiliates or any other third party, including in relation to any inaccuracies or omissions in this file.

CONTENTS

Brand

About SIGENERGY

Product

Residential Solution

Product Portfolio

Trusted Partner

Intelligent Manufacturing

Solar-powered Manufacturing

Quality Assurance

Service Partner



ABOUT SIGENERGY

Sigenergy focuses on developing cutting-edge home and business energy solutions, with products ranging from energy storage systems to solar inverters and EV chargers. Our world-class R&D team of hundreds of top industry experts shares the vision of making the world greener via continuous innovation. With global sales and services, we aim to become our customers' most trusted partner on their journey to a more sustainable future.

VISION
Enjoy Green Energy

MISSION
Be a distributed energy pioneer.
Build intelligent energy solutions with superior safety,
ultra simplicity, and outstanding performance.

SIGEN

Safe **I**ntelligent **G**reen **E**fficient **N**ew

SIGENERGY HOME ENERGY SOLUTION

Combining solar, storage and EV charging, Sigenergy offers an all-in-one Home Energy Solution that helps you lower utility bill and reliance on the grid. Simple to install, easy to use, smart & safe all around, our system is versatile and scalable to meet every need.

Let numbers talk
Sigenergy is raising industry standards

15 mins

stackable installation

5 layers

battery protection

280 Ah

long cycle-life battery cell

0 ms

load-side disruption

5 mins

fast commissioning

5 layers

system protection

25 kW

fast EV charging at home

1-click

full system diagnosis



Simple



Versatile




Robust



Intelligent





► **Sigen Energy Controller**
for solar + energy storage system

► **Sigen EV DC Charging Module**
Ready for V2X

► **Sigen Battery**

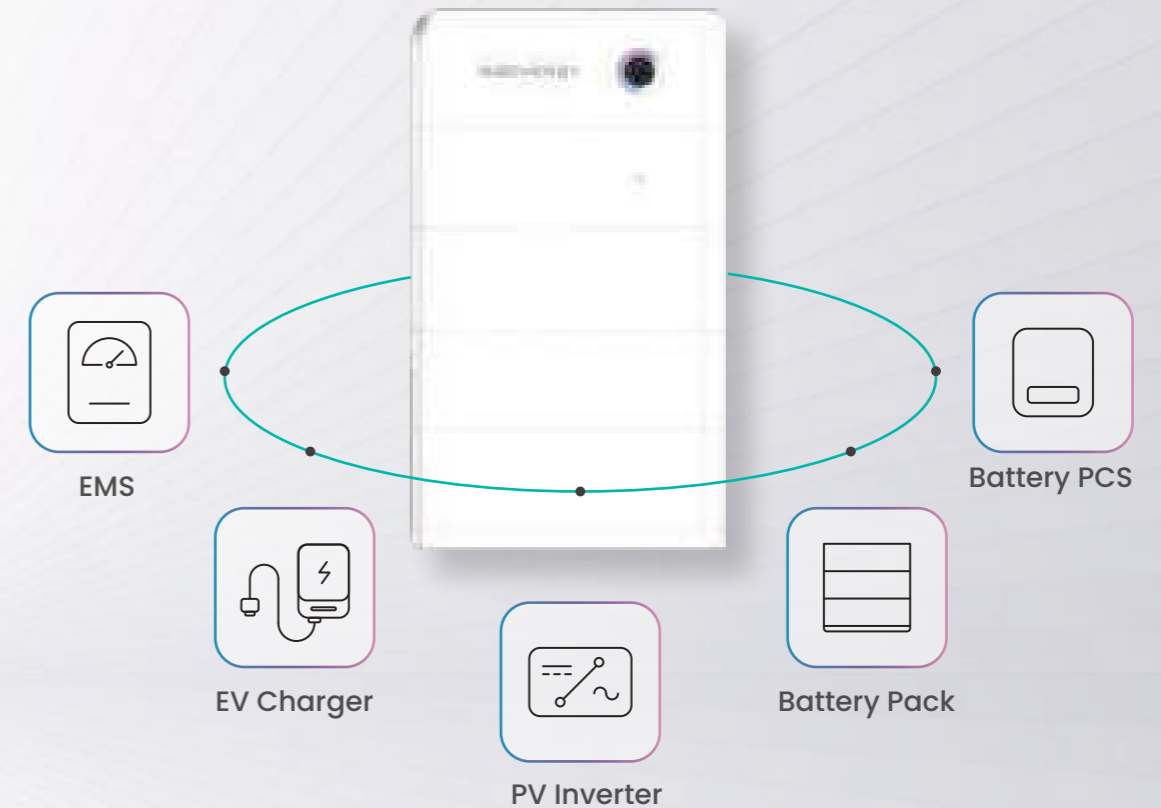
8.0 **5.0**
Energy capacity(kWh)

1 – 6
batteries stackbale for per stack

5 kWh – 48 kWh
energy capacity range for per stack

Multiple
systems supported in parallel connection


5-in-One, highly integrated design



Sigenenergy is leading a new way of producing, storing, transferring, and consuming home energy. We provide a genuine all-in-one solar energy storage system, SigenStor. Its unique 5-in-One modular design integrates Solar Inverter, EV DC Charger, Battery PCS, Battery Pack, and EMS into one intelligent home energy system. Simple, robust and versatile, it will be a great addition to your home.

Start small, grow on demand

Controller	x 1	x 1	x 1	x 1	x 1	x 1
Battery	x 1	x 2	x 3	x 4	x 5	x 6
Max. Total Energy Capacity	8 kWh	16 kWh	24 kWh	32 kWh	40 kWh	48 kWh



Sigen Energy Controller

3.0 – 6.0 kW Single Phase
5.0 – 25.0 kW Three Phase

- EMS inside for precise control
- DC ground-fault protection
- Multi-source black start
- On & off-grid compatibility
- DC/AC ratio up to 2 (single phase)
- IP66 system protection rating

Sigen Energy Controller 3.0–6.0 kW Single Phase


SigenStor EC	3.0 SP	3.6 SP	4.0 SP	4.6 SP	5.0 SP	6.0 SP	Units
DC Input (from PV)							
Max. PV power	6000	7360	8000	9200	10000	12000	W
Max. DC input voltage			600				V
Nominal DC input voltage			350				V
Start-up voltage			100				V
MPPT voltage range			50 - 550				V
Number of MPP trackers			2				
Number of PV strings per MPPT			1				
Max. input current per MPPT			16				A
Max. short-circuit current per MPPT			20				A
AC Output (on-grid)							
Nominal output power	3000	3680	4000	4600	5000	6000	W
Max. output apparent power	3300	3680	4400	5000	5500	6600	VA
Nominal output current	13.6	16.0	18.2	20.9	22.7	27.3	A
Max. output current	15.0	16.0	20.0	22.7	25.0	30.0	A
Nominal output voltage			220 / 230 / 240				V
Nominal grid frequency			50 / 60				Hz
Power factor			0.8 leading - 0.8 lagging				
Total current harmonic distortion			THDi < 2%				
Efficiency							
Max. efficiency			98.0%				
European efficiency	97.0%	97.1%	97.2%	97.3%	97.4%	97.4%	
AC Output (backup)							
Peak output power (10 seconds)	4500	5520	6000	6900	7500	9000	W
Nominal output voltage			220 / 230 / 240				V
Nominal output frequency			50 / 60				Hz
Power factor			0.8 leading - 0.8 lagging				
Total voltage harmonic distortion			THDv < 2%				
Disruption time of backup switch ¹			0				ms
Battery Connection							
Battery module models			SigenStor BAT 5.0 / 8.0				
Number of modules per controller			1 - 6				pcs
Battery module voltage range			300 - 600				V
Protection							
Safety protection feature	DC ground fault protection, Arc fault circuit interrupter, DC reverse polarity protection, Insulation monitoring, Residual current monitoring, Type II DC/AC surge protection, Anti-islanding protection, AC overcurrent/overvoltage/short-circuit protection.						
General Data							
Dimensions (W / H / D)	700 / 300 / 245						mm
Weight	18						kg
Storage temperature range	-40 - 70						°C
Operating temperature range	-30 - 60						°C
Relative humidity range	0% - 95%						
Max. operating altitude	4000						m
Cooling	Natural convection						
System ingress protection rating	IP66						
Communication	WLAN / Fast Ethernet / RS485 / Sigen CommMod (4G/3G/2G)						
Standard Compliance							
Standard ²	IEC/EN 62109-1, IEC/EN 62109-2, IEC/EN 62477, IEC/EN 61000-6-1, IEC/EN 61000-6-2						

- This refers to the load-side disruption time, to achieve this functionality Sigen Energy Gateway needs to be used together with Sigen Energy Controller and Sigen Battery. Test conditions: in the open-circuit state of the power grid, the nominal power of the Sigen Energy Controller is higher than the total power of the home loads.
- For all standards refer to the certificates category in the Sigenenergy website.

Sigen Energy Controller 5.0–25.0 kW Three Phase

SigenStor EC	5.0 TP	6.0 TP	8.0 TP	10.0 TP	12.0 TP	15.0 TP	17.0 TP	20.0 TP	25.0 TP	Units
DC Input (from PV)										
Max. PV power	8000	9600	12800	16000	19200	24000	27200	32000	40000	W
Max. DC input voltage					1100					V
Nominal DC input voltage					600					V
Start-up voltage					180					V
MPPT voltage range					160 - 1000					V
Number of MPP trackers		2			3		4			
Number of PV strings per MPPT					1					
Max. input current per MPPT					16					A
Max. short-circuit current per MPPT					20					A
AC Output (on-grid)										
Nominal output power	5000	6000	8000	10000	12000	15000	17000	20000	25000	W
Max. output apparent power	5500	6600	8800	11000	13200	16500	18700	22000	27500	VA
Nominal output current	7.6	9.1	12.2	15.2	18.2	22.8	25.8	30.4	38.0	A
Max. output current	8.4	10.0	13.4	16.7	20.1	25.1	28.4	33.4	41.8	A
Nominal output voltage					380 / 400					V
Nominal grid frequency					50 / 60					Hz
Power factor					0.8 leading ~ 0.8 lagging					
Total current harmonic distortion					THDi < 2%					
Efficiency										
Max. efficiency	98.1%	98.2%	98.3%	98.3%	98.3%	98.3%	98.3%	98.3%	98.3%	
European efficiency	96.1%	96.6%	97.1%	97.5%	97.7%	97.9%	97.9%	97.9%	98.0%	
AC Output (backup)										
Peak output power (10 seconds)	7500	9000	12000	15000	18000	22500	25500	30000	30000	W
Nominal output voltage					380 / 400					V
Nominal output frequency					50 / 60					Hz
Power factor					0.8 leading ~ 0.8 lagging					
Total voltage harmonic distortion					THDv < 2%					
Disruption time of backup switch ¹					0					ms
Battery Connection										
Battery module models					SigenStor BAT 5.0 / 8.0					
Number of modules per controller					1 - 6					pcs
Battery module voltage range					600 - 900					V
Protection										
Safety protection feature	DC ground fault protection, Arc fault circuit interrupter, DC reverse polarity protection, Insulation monitoring, Residual current monitoring, Type II DC/AC surge protection, Anti-islanding protection, AC overcurrent/overvoltage/short-circuit protection.									
General Data										
Dimensions (W / H / D)	700 / 300 / 260									mm
Weight	36									kg
Storage temperature range	-40 - 70									°C
Operating temperature range	-30 - 60									°C
Relative humidity range	0% - 95%									
Max. operating altitude	4000									m
Cooling	Smart air cooling									
System ingress protection rating	IP66									
Communication	WLAN / Fast Ethernet / RS485 / Sigen CommMod (4G/3G/2G)									
Standard Compliance										
Standard ²	IEC/EN 62109-1, IEC/EN 62109-2, IEC/EN 61000-6-1, IEC/EN 61000-6-2									

- This refers to the load-side disruption time, to achieve this functionality Sigen Energy Gateway needs to be used together with Sigen Energy Controller and Sigen Battery. Test conditions: in the open-circuit state of the power grid, the nominal power of the Sigen Energy Controller is higher than the total power of the home loads.
- For all standards refer to the certificates category in the Sigenenergy website.

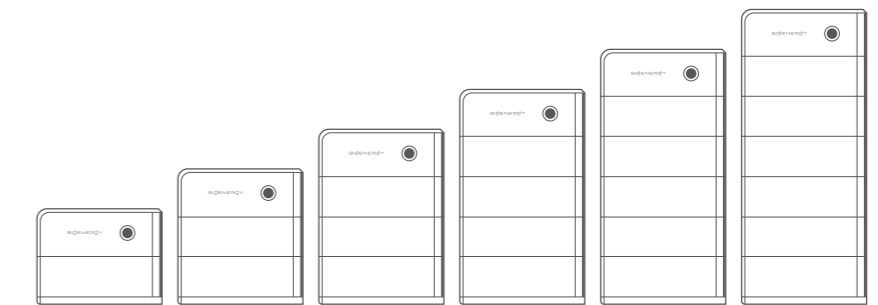


Sigen Battery

- Large cell capacity, low voltage & durable
- Multi-layer full battery safety protection
- Visible battery status on mySigen App
- Quick connectors for fast installation
- AI enablement, optimized battery cycle life
- Parallel connections for flexible battery mix

Sigen Battery 5.0 / 8.0 kWh

SigenStor BAT	5.0	8.0	Units
Performance Specification			
Battery type	LiFePO4		
Total energy capacity	5.38	8.06	kWh
Usable energy capacity ¹	5.2	7.8	kWh
Battery modules voltage range (single phase system)	300 - 600		V
Battery modules voltage range (three phase system)	600 - 900		V
Max. charge / discharge power	2500	4000	W
Peak charge / discharge power (10 seconds)	3750	6000	W
General Data			
Weight	55	70	kg
Dimensions (W / H / D)	767 / 270 / 260		mm
Storage temperature range	-25 - 60		°C
Operating temperature range	-20 - 55		°C
Relative humidity range	5% - 95%		
Max. operating altitude	4000		m
Cooling	Natural convection		
System ingress protection rating	IP66		
Installation method	Floor standing / Wall-mounted		
Standard Compliance			
Standard	IEC/EN 60730-1, UN 38.3, IEC/EN 62619, IEC/EN 63056, IEC/EN 62040		



Number of battery modules ²	1	2	3	4	5	6	pcs
Total energy capacity	8.06	16.12	24.18	32.24	40.3	48.36	kWh
Max. charge / discharge power	4	8	12	16	20	24	kW
Total weight	112	183	254	325	396	467	kg
Total height (with base)	640	910	1180	1450	1720	1990	mm
Total width (with decorative covers)	850						mm
Total depth (with decorative covers)	260						mm

1. Test conditions: 100% depth of discharge, 0.2C rate charge & discharge averagely at 25°C, at the beginning of life.
 2. The data in the table is based on the combination of SigenStor BAT 8.0 and SigenStor EC three-phase as an example, with a ground-mounted installation.



Sigen EV DC Charging Module

- V2X ready technology, future proof
- Max. 25 kW stable bi-directional charging
- 150V ~ 1000V charging, wide EV compatibility
- Charge EV with 100% solar power
- Track & schedule charging on mySigen App
- IP66 system protection, maintenance free

Sigen EV DC Charging Module 12 / 25 kW

Preliminary

SigenStor EVDC ¹	12	25	Units
DC Charging			
Max. charging power of charging port	12.5	25	kW
Max. discharging power of charging port	12.5	25	kW
Output voltage range	150 ~ 1000		V
Max. output current	40	80	A
Charging interfaces	CCS2		
Protection			
Short-circuit protection	Supported		
Over / Under voltage protection	Supported		
Overload protection	Supported		
Over temperature protection	Supported		
Reverse polarity protection	Supported		
Welded contactor check	Supported		
General Data			
Dimensions (W / H / D)	700 / 270 / 260		mm
Weight	40		kg
Storage temperature range	-40 ~ 70		°C
Operating temperature range	-30 ~ 60		°C
Relative humidity range	5% ~ 95%		
Max. operating altitude	4000		m
Cooling	Smart air cooling		
System ingress protection rating	IP66		
Integrated charging cable length ²	5 / 7.5		m
Function			
Authentication	RFID card / App / No authentication		
Application	Bi-directional V2X operation ³ , Smart load management		
User interfaces	LED indicator, App, RFID		
Remote function	OTA, Remote diagnostics		

1. Sigen EV DC Charging Module needs to be used together with Sigen Energy Controller.
2. Integrated charging cable length refers to the length of the cable that extends from the Sigen EV DC Charging Module, not the length of the exposed cable.
3. V2X functionality is limited by the EV's capabilities. Once the relevant standards are published and tested, V2X feature can be upgraded through the OTA. For the official support of vehicle models and support timelines, please refer to future announcement made on the official website.



SIGENERGY



Sigen Hybrid Inverter

3.0 – 6.0kW Single Phase

5.0 – 25.0kW Three Phase

- Battery ready, future proof
- DC ground-fault protection
- DC/AC ratio up to 2 (single phase)
- Up to 4 MPP. trackers (three phase)
- IP66 protection rating

Sigen Hybrid Inverter 3.0–6.0 kW Single Phase

Sigen Hybrid	3.0 SP	3.6 SP	4.0 SP	4.6 SP	5.0 SP	6.0 SP	Units	
DC Input								
Max. PV power	6000	7360	8000	9200	10000	12000	W	
Max. DC input voltage							600	V
Nominal DC input voltage							350	V
Start-up voltage							100	V
MPPT voltage range							50 - 550	V
Number of MPP trackers							2	
Number of PV strings per MPPT							1	
Max. input current per MPPT							18	A
Max. short-circuit current per MPPT							20	A
AC Output (on-grid)								
Nominal output power	3000	3680	4000	4600	5000	6000	W	
Max. output apparent power	3300	3680	4400	5000	5500	6600	VA	
Nominal output current	13.6	16.0	18.2	20.9	22.7	27.3	A	
Max. output current	15.0	16.0	20.0	22.7	25.0	30.0	A	
Nominal output voltage							220 / 230 / 240	V
Nominal grid frequency							50 / 60	Hz
Power factor							0.8 leading - 0.8 lagging	
Total current harmonic distortion							THDi < 2%	
Efficiency								
Max. efficiency							98.0%	
European efficiency	97.0%	97.1%	97.2%	97.3%	97.4%	97.4%		
Additional Features								
Compatible battery module							SigenStor BAT 5.0 / 8.0	
Number of modules per controller							1 - 6	pcs
Battery module voltage range							300 - 600	V
Peak output power (10 seconds)	4500	5520	6000	6900	7500	9000	W	
Nominal output voltage							220 / 230 / 240	V
Protection								
Safety protection feature							DC ground fault protection, Arc fault circuit interrupter, DC reverse polarity protection, Insulation monitoring, Residual current monitoring, Type II DC/AC surge protection, Anti-islanding protection, AC overcurrent/overvoltage/short-circuit protection.	
General Data								
Dimensions (W / H / D)							700 / 300 / 288	mm
Weight							18	kg
Storage temperature range							-40 - 70	°C
Operating temperature range							-30 - 60	°C
Relative humidity range							0% - 95%	
Max. operating altitude							4000	m
Cooling							Natural convection	
Ingress protection rating							IP66	
Installation method							Wall-mounted	
Communication							WLAN / Fast Ethernet / RS485 / Sigen CommMod (4G/3G/2G)	
Standard Compliance								
Standard ¹							IEC/EN 62109-1, IEC/EN 62109-2, IEC/EN 62477, IEC/EN 61000-6-1, IEC/EN 61000-6-2	

1. For all standards refer to the certificates category in the Sigenenergy website.

Sigen Hybrid Inverter 5.0–25.0 kW Three Phase

Sigen Hybrid	5.0 TP	6.0 TP	8.0 TP	10.0 TP	12.0 TP	15.0 TP	17.0 TP	20.0 TP	25.0 TP	Units	
DC Input											
Max. PV power	8000	9600	12800	16000	19200	24000	27200	32000	40000	W	
Max. DC input voltage										1100	V
Nominal DC input voltage										600	V
Start-up voltage										180	V
MPPT voltage range										160 ~ 1000	V
Number of MPP trackers	2			3			4				
Number of PV strings per MPPT										1	
Max. input current per MPPT										16	A
Max. short-circuit current per MPPT										20	A
AC Output (on-grid)											
Nominal output power	5000	6000	8000	10000	12000	15000	17000	20000	25000	W	
Max. output apparent power	5500	6600	8800	11000	13200	16500	18700	22000	27500	VA	
Nominal output current	7.6	9.1	12.2	15.2	18.2	22.8	25.8	30.4	38.0	A	
Max. output current	8.4	10.0	13.4	16.7	20.1	25.1	28.4	33.4	41.8	A	
Nominal output voltage										380 / 400	V
Nominal grid frequency										50 / 60	Hz
Power factor										0.8 leading ~ 0.8 lagging	
Total current harmonic distortion										THDi < 2%	
Efficiency											
Max. efficiency	98.1%	98.2%	98.3%	98.3%	98.3%	98.3%	98.3%	98.3%	98.3%		
European efficiency	96.1%	96.6%	97.1%	97.5%	97.7%	97.9%	97.9%	97.9%	98.0%		
Additional Features											
Compatible battery module										SigenStor BAT 5.0 / 8.0	
Number of modules per controller										1 ~ 6	pcs
Battery module voltage range										600 ~ 900	V
Peak output power (10 seconds)	7500	9000	12000	15000	18000	22500	25500	30000	30000	W	
Nominal output voltage										380 / 400	V
Protection											
Safety protection feature										DC ground fault protection, Arc fault circuit interrupter, DC reverse polarity protection, Insulation monitoring, Residual current monitoring, Type II DC/AC surge protection, Anti-islanding protection, AC overcurrent/overvoltage/short-circuit protection.	
General Data											
Dimensions (W / H / D)										700 / 300 / 283	mm
Weight										36	kg
Storage temperature range										-40 ~ 70	°C
Operating temperature range										-30 ~ 60	°C
Relative humidity range										0% ~ 95%	
Max. operating altitude										4000	m
Cooling										Smart air cooling	
Ingress protection rating										IP66	
Installation method										Wall-mounted	
Communication										WLAN / Fast Ethernet / RS485 / Sigen CommMod (4G/3G/2G)	
Standard Compliance											
Standard ¹										IEC/EN 62109-1, IEC/EN 62109-2, IEC/EN 61000-6-1, IEC/EN 61000-6-2	

1. For all standards refer to the certificates category in the Sigenenergy website.



Sigen PV Inverter

3.0 – 6.0kW Single Phase

5.0 – 25.0kW Three Phase



- Easy installation with side cabling
- Visible energy tracking on mySigen App
- WLAN, Ethernet & 4G communication
- DC/AC ratio up to 2 (single phase)
- Up to 4 MPP. trackers (three phase)
- IP66 protection rating

Sigen PV Inverter 3.0-6.0 kW Single Phase

Sigen PV Max	3.0 SP	3.6 SP	4.0 SP	4.6 SP	5.0 SP	6.0 SP	Units
DC Input							
Max. PV power	6000	7360	8000	9200	10000	12000	W
Max. DC input voltage			600				V
Nominal DC input voltage			350				V
Start-up voltage			100				V
MPPT voltage range			50 - 550				V
Number of MPP trackers			2				
Number of PV strings per MPPT			1				
Max. input current per MPPT			16				A
Max. short-circuit current per MPPT			20				A
AC Output							
Nominal output power	3000	3680	4000	4600	5000	6000	W
Max. output apparent power	3300	3680	4400	5000	5500	6600	VA
Nominal output current	13.6	16.0	18.2	20.9	22.7	27.3	A
Max. output current	15.0	16.0	20.0	22.7	25.0	30.0	A
Nominal output voltage			220 / 230 / 240				V
Nominal grid frequency			50 / 60				Hz
Power factor			0.8 leading - 0.8 lagging				
Total current harmonic distortion			THDi < 2%				
Efficiency							
Max. efficiency			98.0%				
European efficiency	97.0%	97.1%	97.2%	97.3%	97.4%	97.4%	
Protection							
Safety protection feature	DC ground fault protection, Arc fault circuit interrupter, DC reverse polarity protection, Insulation monitoring, Residual current monitoring, Type II DC/AC surge protection, Anti-islanding protection, AC overcurrent/overvoltage/short-circuit protection.						
General Data							
Dimensions (W / H / D)	700 / 300 / 268						mm
Weight	18						kg
Storage temperature range	-40 ~ 70						°C
Operating temperature range	-30 ~ 60						°C
Relative humidity range	0% ~ 95%						
Max. operating altitude	4000						m
Cooling	Natural convection						
Ingress protection rating	IP66						
Installation method	Wall-mounted						
Communication	WLAN / Fast Ethernet / RS485 / Sigen CommMod (4G/3G/2G)						
Standard Compliance							
Standard ¹	IEC/EN 62109-1, IEC/EN 62109-2, IEC/EN 62477, IEC/EN 61000-6-1, IEC/EN 61000-6-2						

¹ For all standards refer to the certificates category in the Sigenenergy website.

Sigen PV Inverter 3.0-6.0 kW Single Phase

Sigen PV Max	3.0 SP	3.6 SP	4.0 SP	4.6 SP	5.0 SP	6.0 SP	Units
DC Input							
Max. PV power	6000	7360	8000	9200	10000	12000	W
Max. DC input voltage			600				V
Nominal DC input voltage			350				V
Start-up voltage			100				V
MPPT voltage range			50 ~ 550				V
Number of MPP trackers			2				
Number of PV strings per MPPT			1				
Max. input current per MPPT			16				A
Max. short-circuit current per MPPT			20				A
AC Output							
Nominal output power	3000	3680	4000	4600	5000	6000	W
Max. output apparent power	3300	3680	4400	5000	5500	6600	VA
Nominal output current	13.6	16.0	18.2	20.9	22.7	27.3	A
Max. output current	15.0	16.0	20.0	22.7	25.0	30.0	A
Nominal output voltage			220 / 230 / 240				V
Nominal grid frequency			50 / 60				Hz
Power factor			0.8 leading ~ 0.8 lagging				
Total current harmonic distortion			THDi < 2%				
Efficiency							
Max. efficiency			98.0%				
European efficiency	97.0%	97.1%	97.2%	97.3%	97.4%	97.4%	
Protection							
Safety protection feature	DC ground fault protection, Arc fault circuit interrupter, DC reverse polarity protection, Insulation monitoring, Residual current monitoring, Type II DC/AC surge protection, Anti-islanding protection, AC overcurrent/overvoltage/short-circuit protection.						
General Data							
Dimensions (W / H / D)	700 / 300 / 268						mm
Weight	18						kg
Storage temperature range	-40 ~ 70						°C
Operating temperature range	-30 ~ 60						°C
Relative humidity range	0% ~ 95%						
Max. operating altitude	4000						m
Cooling	Natural convection						
Ingress protection rating	IP66						
Installation method	Wall-mounted						
Communication	WLAN / Fast Ethernet / RS485 / Sigen CommMod (4G/3G/2G)						
Standard Compliance							
Standard ¹	IEC/EN 62109-1, IEC/EN 62109-2, IEC/EN 62477, IEC/EN 61000-6-1, IEC/EN 61000-6-2						

¹ For all standards refer to the certificates category in the Sigenenergy website.



Sigen Energy Gateway

- Multiple breaker positions reserved for SigenStor or other loads
- Seamless switch to backup mode, worry-free energy usage
- Ready for generator, heat pump or other controllable loads
- Support both whole home backup & partial home backup
- 350 ms reverse power flow protection of grid & generator
- Uninterrupted power supply through PV+ESS/grid/generator



Sigen Energy Gateway HomeMax Single / Three Phase

Preliminary

Sigen Gateway	HomeMax SP	HomeMax TP	Units
Grid Connection			
Grid connection type	Single phase	Three phase	
Nominal AC input / output voltage	220 / 230 / 240	380 / 400	V
Nominal AC input / output current	100	76	A
Nominal AC input / output power	22 / 23 / 24	50 / 52.6	kW
Nominal AC frequency		50 / 60	Hz
Disruption time of backup switch ¹		0	ms
AC Output to Backup Port			
Nominal AC output voltage	220 / 230 / 240	380 / 400	V
Nominal AC output current	100	76	A
Nominal AC output power	22 / 23 / 24	50 / 52.6	kW
Nominal AC frequency		50 / 60	Hz
Overvoltage category		II	
Inverter Connection / EV Charger Port (optional)			
Max. number of connection	3	2	
Nominal AC voltage	220 / 230 / 240	380 / 400	V
Nominal AC input current	32	38	A
Compatible EV charger power	7	11 / 22	kW
EV charging mode	Solar boost charging, time-based charging, load balancing		
Smart Port Connection			
Generator output voltage	220 / 230 / 240	380 / 400	
Nominal input / output current	83	76	A
Nominal AC input / output power	13.8 / 14.5 / 15.1	50 / 52.6	kW
Generator 2-wire start		Supported	
General Data			
Dimensions (W / H / D)	455 / 660 / 179	510 / 750 / 179	mm
Weight	19	23	kg
Storage temperature range		-40 - 70	°C
Operating temperature range		-30 - 55	°C
Relative humidity range		0% - 95%	
Max. operation altitude		4000	m
Cooling	Natural convection		
Ingress protection rating	IP54		
Communication	Fast Ethernet, RS485, dry contact		
Installation method	Wall mounted		

¹ This refers to the load-side disruption time, to achieve this functionality Sigen Energy Gateway needs to be used together with Sigen Energy Controller and Sigen Battery. Test conditions: in the open-circuit state of the power grid, the nominal power of the Sigen Energy Controller is higher than the total power of the home loads.



Sigen Communication Module

- IP66 protection rating, more reliable
- Plug & play, easy to use
- Support 2G / 3G / 4G communication

Sigen Communication Module

	Sigen CommMod	Units
Connection interface	USB	
Installation type	Plug-and-play	
Display	LED indicators	
Dimensions (W / H / D)	52 / 112 / 33	mm
Weight	90	g
Ingress protection rating	IP66	
Power consumption (typical)	< 4	W
Supported standards	4G: FDD-LTE / TDD-LTE 3G: WCDMA / HSDPA / HSUPA / HSPA+ 2G: GSM / GPRS / EDGE3	
Storage temperature range	-40 - 70	°C
Operating temperature range	-30 - 60	°C
Relative humidity range	0% - 95%	
Max. operating altitude	4000	m
Controller / Inverter compatibility	Sigen Energy Controller series Sigen Hybrid Inverter series Sigen PV Inverter series	





Sigen Power Sensor

- 1% high-accuracy power detection for precise control
- LCD real-time info display, easy to operate and check
- Integrates smoothly with Sigenergy devices, no need for setup
- Top class 100 A direct connection in power sensor with built-in CT
- Support export/import limitations and ready for AI evolving
- 100 ms data refresh rate, instantaneous data feed

Sigen Power Sensor

Sigen Sensor ¹	SP-DH	SP-CT120-DH	TP-DH	TP-CT120-DH	Units
Power Supply					
Grid connection type	1P2W		3P3W/3P4W		
AC input voltage range	176 - 276		173 - 480		
Nominal AC frequency			50 / 60		Hz
Max. operating current	100	-	100	-	A
Measurement Accuracy					
Voltage accuracy			0.5%		
Current accuracy			0.5%		
Power accuracy			1%		
Frequency accuracy			0.2%		
Communication					
Interface			RS485		
Baud rate			9600		
Protocol			Modbus RTU		
General Data					
Dimensions (W / H / D)	36 / 100 / 63	18 / 118 / 64	72 / 100 / 66	72 / 94.5 / 65	mm
Weight	0.20	0.07	0.32	0.20	kg
Storage temperature range			-40 - 85		
Operating temperature range			-30 - 60		
Relative humidity range			0% - 90%		
Ingress protection rating			IP51		
Installation method			DIN Rail 35 mm		
CT Accessory					
Number of CT	-	1	-	3	pcs
Cable length of CT	-	1	-	1	m
Inner diameter of CT	-	16	-	16	mm
Weight of CT	-	0.09	-	0.09	kg
Max. operating current of CT	-	120	-	120	A
Standard Compliance					
Standard	EN 61010-1:2010, EN 61010-2-030:2010				

¹ For more models refer to the Sigenergy website.

Sigen EV AC Charger



- Green power charging with Sigenenergy home energy solution
- Data tracking & scheduled charging on mySigen App
- Dynamic load management to prevent overload, user-friendly charging*
- Easy installation with less steps and top/bottom entry option
- Integrated residual current failure protection reduces installation costs
- IP65 and wall/pole-mounted installation provide high adaptability

* Only works with Sigenenergy home energy solution or additional Sigen Power Sensor

Sigen EV AC Charger 7 / 11 / 22 kW

Sigen EVAC	7	11	22	Units
AC Input & Output				
Nominal charging power	7	11	22	kW
Nominal output voltage	3P/N/PE, 220 - 240	3P/N/PE, 220 - 240 / 380 - 415	3P/N/PE, 220 - 240 / 380 - 415	V
Output current range	6 - 32	6 - 16	6 - 32	A
Nominal AC frequency	50 / 60			Hz
Vehicle connection	Type 2 connector / Type 2 socket with shutter			
AC input cable width range	25 - 6.0			mm ²
Protection				
Integrated DC fault detection ¹	6			mA
Integrated AC fault detection ¹	30			mA
Flame retardant rating	UL94-5VB			
Over / Under voltage protection	Supported			
Overload protection	Supported			
Over temperature protection	Supported			
FEN protection	Supported			
Randomized charging delay	Supported			
Ground fault protection	Supported			
Surge protection	Supported			
Grounding system	TT, TN, IT			
User Interface & Communication				
Protocol	RS-485, Modbus RTU			
Communication	4G / WLAN / Fast Ethernet			
Authentication	RFID card / App / Auto-charge (no authentication)			
Display	LED indicator / App			
Charging mode	Standard charging / Scheduled charging / Solar boost charging			
Metering	External meter with RS485 / integrated metering IC			
Dynamic load management	Supported			
Phase switching	Supported			
General Data				
Dimensions (W / H / D)	234 / 384 / 126			mm
Weight (case B / case C)	4.5 / 6.4			kg
Storage temperature range	-40 - 70			°C
Operating temperature range	-30 - 55			°C
Relative humidity range	5% - 95%			
Max. operating altitude	4000			m
Cooling	Natural convection			
Ingress protection rating	IP65			
Installation method	Wall-mounted			
Application environment	Outdoor / indoor			
Standby self-consumption	< 3.6			W
Standard charging cable length	5			m
Standard Compliance				
Standard ²	EN IEC 61851-1, IEC 62955, EN IEC 61851-21-2, ETSI EN 300 330 V211, ETSI EN 301 511 V12.5.1, EN IEC 62311, EN50665, ETSI EN 300 328 V22.2			

1. Residual direct current protective device (RDC-PD) with integrated AC pulsating DC and 6mA DC detection, evolution and mechanical switching in the Sigen EV AC Charger is tested according to IEC 62955.
2. For all standards refer to the certificates category in the Sigenenergy website.

mySigen App

Intelligent energy management within touches
For homeowners

Smarter energy life empowered by mySigen App



Real-time monitoring

Energy data refresh every 10 seconds
Visible energy flow & related devices
Auto. system network display on App



AI Mode

Provide intelligent optimization suggestions on system mode, battery capacity and energy usage



Sigen Shield

Discover industry-leading battery safety features



Fun ambient lighting

Customizable lighting language
Add personality to your system



Sigen AI

After-sales engineer
Home energy analyst
Device mgmt. assistant



Interactive services

AI-integrated service interface
Self-diagnosis to identify problems
Submit service requests via the App

mySigen App

Intelligent energy management within touches
For installers

Simplify your installation process, one App does it all



Step 1

Scan to add a new system



Step 2

Fill out details



Step 3

Fast software upgrade



Step 4

Confirm preset parameters



Step 5

One-click full system check



Step 6

Confirm

Leading the Way in Intelligent Manufacturing



6 GWh

Battery production capacity

12 GW

Inverter production capacity


Located in the Lin-gang New Area, Shanghai, a hub of world-class enterprises with strong innovative strengths, the 20,000 sqm manufacturing center is equipped with state-of-the-art technology and innovative manufacturing processes that allow us to produce high-quality products with exceptional efficiency. It also features the latest manufacturing execution system (MES) which streamlines our operations and enables real-time monitoring of the production process.




Runs on Solar by Sigenergy solutions for a Sustainable Tomorrow

By adopting Sigenergy products and embracing solar energy, our factory has realized green manufacturing. With a 3,000 sqm PV plant on the rooftop, We have significantly reduced our reliance on fossil fuels and effectively cut carbon footprint during the manufacturing process. Our solar-powered production also translates into better efficiency and higher cost savings for our business. We are proud to be making a positive impact on the environment, and are committed to continuing to lead our sustainability practices to help build a better world for future generations.

Plant Size


 3,000 m²  362 kW_p  240 kW_{ac}  432 kWh

Estimated Annual Generation

 398,200 kWh

Community Contribution per Year

 309t CO₂ emission reduced

 269 equivalent of trees planted



Where Quality Meets Perfection

At Sigenergy, our unwavering commitment to putting the customer first is at the core of everything we do. We firmly believe that delivering top-quality products is paramount to ensuring customer satisfaction and building long-term relationships. With a relentless pursuit of excellence, we constantly strive to develop innovative products that meet and exceed customer expectations. Our strict implementation of rigorous quality control guarantees that every product leaving our factories is of the highest standard. Moreover, we never settle for complacency; instead, we embrace a culture of continuous improvement to constantly enhance our products and surpass industry standards.



Manufacturing Execution System (MES)

Quality and efficiency is consistently guaranteed by our MES system, which monitors, tracks, documents, and controls the entire manufacturing process from raw materials to finished products, as well as full product lifecycle management.



Join Us Achieve Together

As service partners, you can enjoy



More Credibility

As an official service partner, you may get more access to financial support, as well as helping your customers qualify for government rebates.

Training & Certification

We offer continuous technical training to prepare you and uplift your skills. You can earn more customer trust by getting certified.

Recognition & Rewards

The higher customer satisfaction rating you get, the more prizes and financial rewards you'll receive.

Operations Care

Whatever you need, your business gets priority support from us. Large premium partners also receive spare parts without up-front payment.

Simplified Process

Whether for installation or service, our one-stop mobile App will assist you all the way to ensure a quick and smooth experience.

Exclusive Promotion

As a certified service partner, your business potential is maximized by our priority recommendation to your local customers.